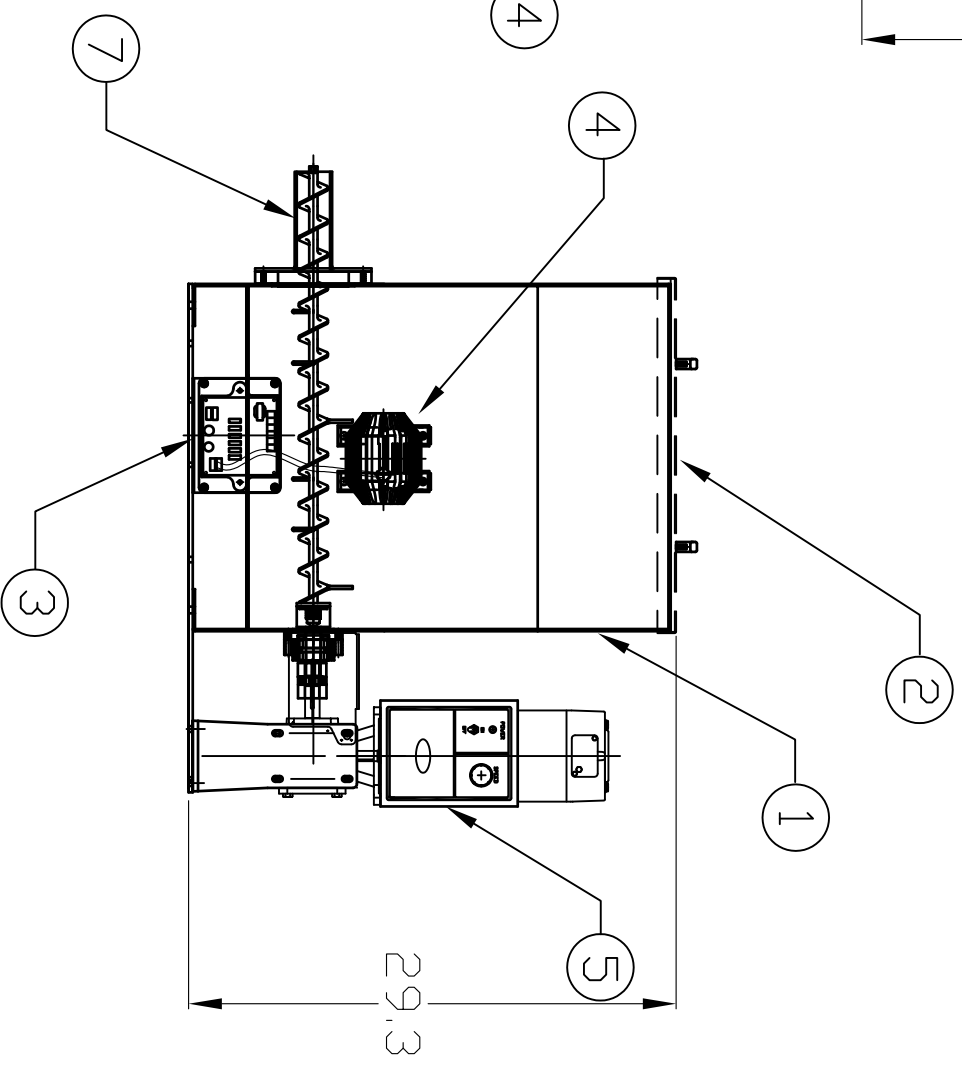
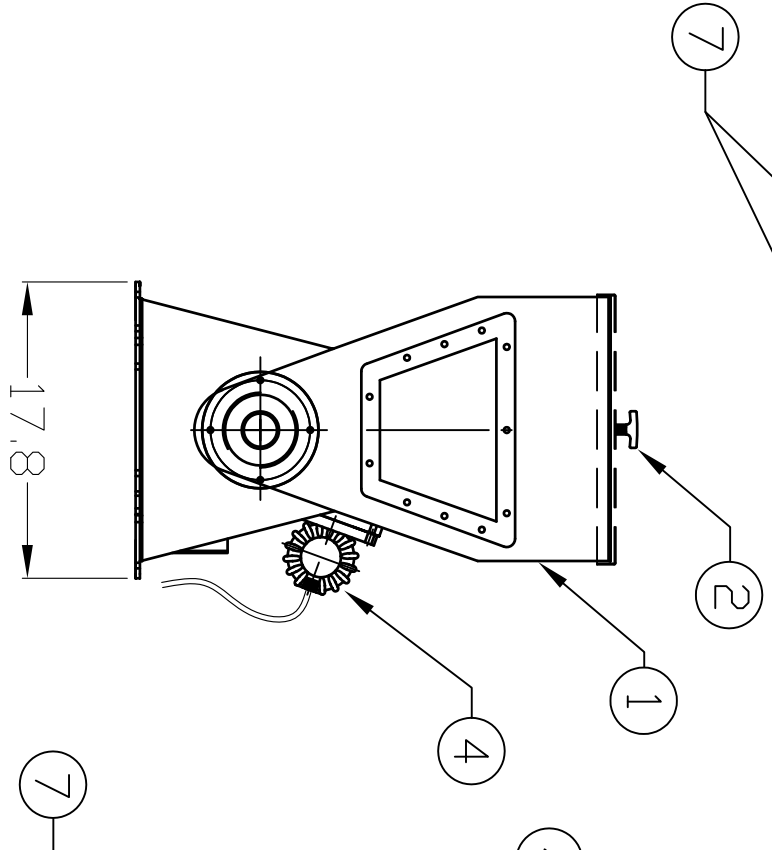
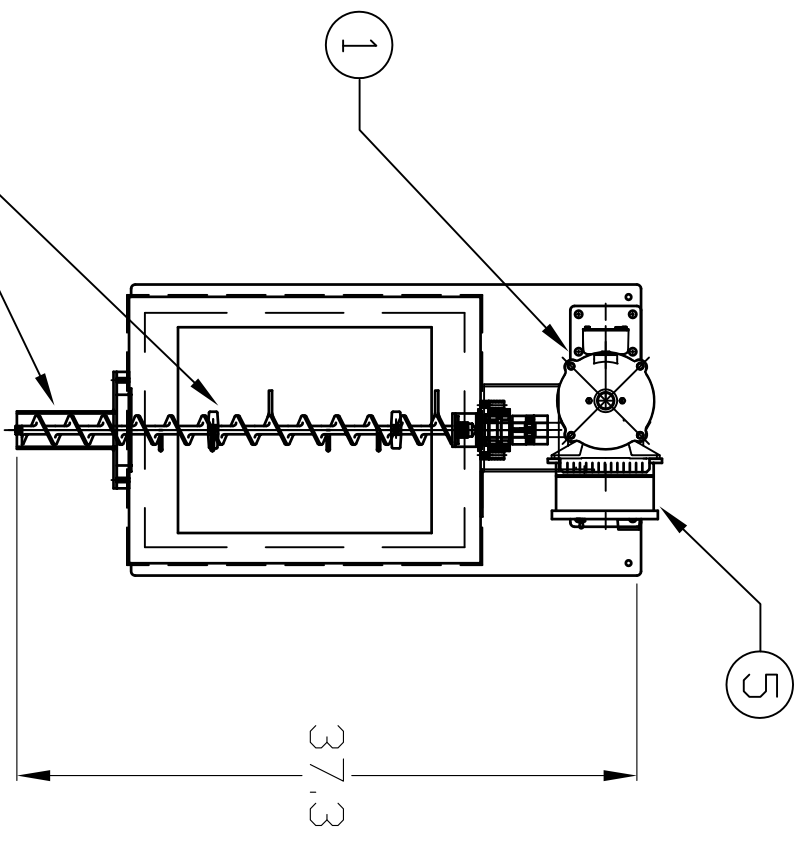


REV	DATE	DESCRIPTION



DO NOT SCALE PRINT

UNLESS NOTED OTHERWISE
ALL DIMENSIONS ARE IN INCHES:
TOLERANCES ARE AS FOLLOWS:

FRACTIONAL	DECIMALS	ANGLES
6" LESS ±1/32	X ±.03	±1/4"
6" OVER ±3/32	XX ±.01	INCLUDES
	XXX ±.005	IMPLIED 90°

REMOVE ALL BURRS AND SHARP EDGES

IT.	QUAN	DESCRIPTION	PART NO.	MATERIAL
7	1	Auger Feeding Accessories	12202	Stainless Steel
6	1	Electrical Diagram	BE-10001-07	.
5	1	Control, SCR, DC Motor	BS-10002-06	.
4	1	Electrical Vibrator	AP-10044-00	.
3	1	Timer Controller, Vibrator	BS-10120-00	.
2	1	Cover, Feeder Hopper	BS-10070-01	Stainless Steel
1	1	VF-3 Feeder Sub-Ass'y	BS-10151-00	Stainless Steel

AUGER Feeders, LTD.

325 Westtown Road
West Chester, Pennsylvania 19382 USA
(610) 629-7290 voice
(610) 692-7282 fax

TITLE: **ASSEMBLY: Volumetric VF-3 Feeder**
Basic Controls

FIRST USED	DRWN BY	JET	REV.	DRAWING NO.	DATE	11/28/07	SHEET	1	OF	1
ASSEM. DRWG NO.	CHK'D BY	.		BA-10150-00						
SCALE	N/A	APPR'D BY	.							

CONFIDENTIAL INFORMATION

THIS DRAWING AND ALL INFORMATION CONTAINED THEREIN IS THE REMAINS THE PROPERTY OF AUGER FEEDERS, LTD. AND IS CONFIDENTIAL. IT IS SUBMITTED AND MAY BE USED ONLY IN CONNECTION WITH AUGER FEEDERS' PROPOSAL AND / OR IT'S CUSTOMER'S ORDERS. IT SHALL NOT BE DISCLOSED TO OTHERS OR COPIED WITHOUT AUGER FEEDERS' SPECIFIC WRITTEN CONSENT AND SHALL BE IMMEDIATELY RETURNED TO AUGER FEEDERS LTD. UPON REQUEST.